

CLOPAY COMMERCIAL – MODELS 904, 904U

architectural series



ALUMINUM FULL-VIEW DOORS

Clopay's Model 904 showcases a contemporary design with fewer lines and angles to its appearance. With equal stile spacing, rail and stile profiles are more proportional to each other. This design provides an aesthetically pleasing appearance making it ideal in applications such as restaurants, auto dealerships and fire stations. In addition to these features, Model 904U features Intellicore® polyurethane insulated rails and stiles.




Frame Detail



Section Joint Seal



Reinforcing Fin (where applicable)



Model 904U*

Model 904

*Model 904U R-value 3.8 with clear insulated glass.

clopaycommercial.com

OPTIONS

PANEL OPTIONS




Aluminum Full-View




Solid Aluminum

FRAME/SOLID PANEL COLOR OPTIONS



Clear Aluminum (Anodized)



Standard White (Painted)



Bronze (Painted)



Chocolate (Painted)



Bronze (Anodized)*



Black (Anodized)*



Dark Bronze (Anodized)*

*Additional cost and lead time may apply. The use of "Bronze (Painted)" is recommended due to slight color variation that may occur during the anodizing process.

CUSTOM PAINT OPTIONS

Color Blast® finish paint system or RAL Powder Coating give you thousands of color options for endless upgrades. See your Clopay Dealer for details.

Model 904U not available with RAL Powder Coat finish.



GLASS/PANEL OPTIONS



Clear Glass



Gray Tinted Glass



Midnight Gray Tinted Glass



Bronze Tinted Glass




Mirrored Glass*



Obscure Glass



Clear Laminate Impact Rated Glass†



White Laminate Glass*



Black Laminate Glass*



Frosted Glass



Clear Acrylic



Frosted Acrylic



White Acrylic



Clear Polygal™



Bronze Polygal™



Aluminum Panel (Color-matched)

*Glass/acrylic panels may be combined with aluminum panels. Custom glass and colors available.


†5/16" clear, white, gray and bronze laminate impact rated glass is available only on 904W8/904UW8.

C-POWER™ ENABLED CLICK-TO-CONCEAL™ PANEL OPTIONS

Using discreet power and integrated technology to eliminate visible wires between sections, this film allows glass to transform from clear to opaque with a click of the remote. This option instantly shifts spaces from public to private, adapting to daylight, and enhancing visual security.

- Glazing Options – 5/8" Insulated Tempered Glazing and 5/16" Laminated Glazing
- Film Colors – White Opaque and Gray Opaque
- UV Protection – 99% UV Blocking

FILM COLOR OPTIONS:



White Opaque



Gray Opaque



Clear/White Opaque

PERFORMANCE OPTIONS

HEAVY-DUTY HARDWARE

- Double-end Hinge
- 3" Track
- High Performance Hardware

SPECIALTY PRODUCTS

- Center Mullions
- Exhaust Port

OPTIONAL WARRANTY

Extended 8-year hardware warranty includes upgraded industrial hardware. Upgraded hardware includes 3" track and rollers, 11 gauge hinges, heavy duty brackets, solid shaft and more.



WINDCODE®

Design pressures (DP) up to 52 PSF depending on configuration. Models tested 50% greater than DP.



STANDARD SPECIFICATIONS

Max Width	24'2" (Maximum width for Model 904U is 20'2")
Max Height	20'0"
Exterior/Interior Panel Thickness	2-1/8"
Insulation	Intellicore® polyurethane (Model 904U)
U-Factor	0.73* (Model 904U with insulated low-e argon filled glass)
R-value	3.8† (Model 904U with clear insulated glass)
Air Infiltration Rate	0.15cfm/ft²
End Stile Thickness	4.5" wide single up to 14'2" 6.5" wide double over 14'2"
Emboss	Recessed panel with smooth surface
Panel Style	Full-view or solid aluminum panel
Section Construction	6063-T5 extruded aluminum alloy

Window Style	Full view	
Glass	DSB glass, tempered glass, acrylic, thicknesses of 1/8", 1/4" and 1/2"	
Solid Panels	Insulated and non-insulated aluminum panels	
Wind Load	Impact rated (W6 and W8 only)	
Joint Seal	Yes	
Springs	10,000 cycle springs Galvanized aircraft cable with minimum 7:1 safety factor	
Tracks	2" angle mount track with standard lift 3" track where applicable	
Hardware	TPE astragal in corrosion-resistant retainer Steel step plate and lift handle Inside slide lock for increased security	Commercial 10-ball steel rollers 14 gauge hinges
Warranty	Standard paint – 5 Years Material and workmanship – 1 Year	Color Blast® finish – 5 Years Hardware – 1 Year

*Tested door U-Factor is in accordance with DASMA 105.

†Calculated door section R-value is in accordance with DASMA TDS-163.



For more information on these and other Clopay products, visit clopaycommercial.com. Architects and specifiers, visit architectdoorhelp.com.



©2026 Clopay Corporation. All rights reserved.



CMDC-904-19_REV0426